002_HEALTH CARE CENTRE

SHEET NAME	SHEET NUMBER
COVER PAGE	A0
SITE PLAN	A1
FLOOR PLAN	A2
ROOF PLAN	A3
DOOR AND WINDOW LEGEND	A4
3D VIEWS	A5
3D INTERIOR VIEWS	A6
FOUNDATION PLAN	S1
FRAMING PLAN	S2
FRAMING PLAN	S2.1

No.	Description	Date

HEALTH CARE CENTRE

COVER PAGE

Project number	002
Date	10-01-2025
Drawn by	DD
Checked by	DD

A0

Scale	1 1/2" = 1'-0"

13-01-2025 15:04:25

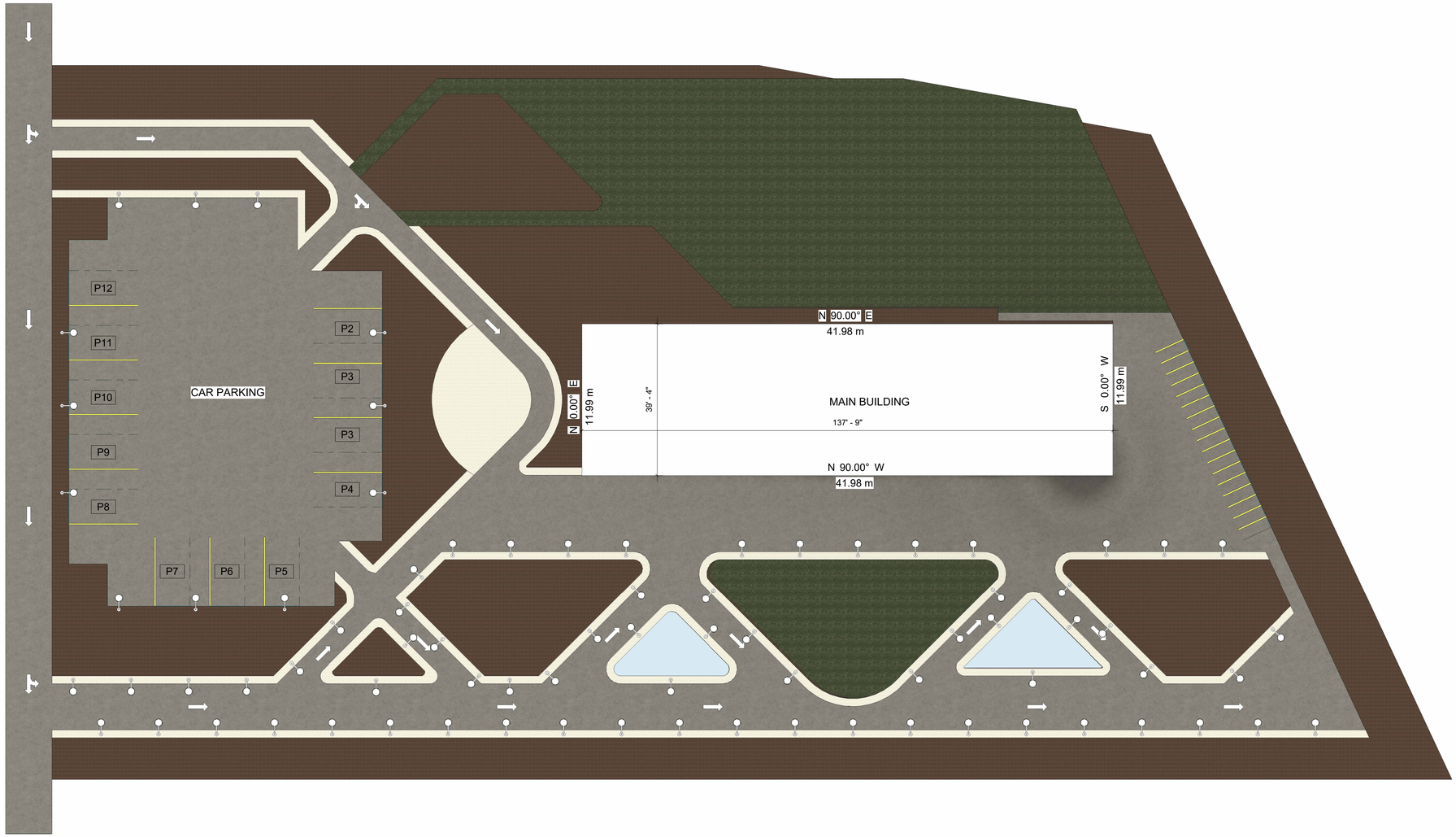

1 00_SITE PLAN

1/16" = 1'-0"

No.	Description	Date

HEALTH CARE CENTRE

SITE PLAN

Project number	002
Date	10-01-2025
Drawn by	DD
Checked by	DD

A1

Scale	1/16" = 1'-0"

13-01-2025 15:04:31

Room Legend

- CONSULTANT
- DENTIST ROOM
- E.R
- FEMALE WARD
- LABORATORY
- LAUNDRY
- LIFT
- LOBBY
- MALE WARD
- MEN WC
- OFFICE
- RECEPTION
- WC
- WOMEN WC
- X-RAY

1 01_GROUND FLOOR PLAN

3/16" = 1'-0"

Room Legend

- BALCONY
- CT SCAN ROOM
- DOCTOR'S ROOM
- FEMALE WARD
- LAUNDRY
- LIFT
- LOBBY
- MALE WARD
- MEN WC
- NURSE'S ROOM
- OPERATION ROOM
- PHARMACY
- PRIVATE ROOM
- WC
- WOMEN WC

2 02_FIRST FLOOR PLAN

3/16" = 1'-0"

No.	Description	Date

HEALTH CARE CENTRE

FLOOR PLAN

Project number	002
Date	10-01-2025
Drawn by	DD
Checked by	DD
A2	
Scale	3/16" = 1'-0"

13-01-2025 15:04:39

1 03_ROOF PLAN

3/16" = 1'-0"

No.	Description	Date

HEALTH CARE CENTRE

ROOF PLAN

Project number	002
Date	10-01-2025
Drawn by	DD
Checked by	DD

A3

Scale	3/16" = 1'-0"

13-01-2025 15:04:39

DOOR TYPE LEGEND

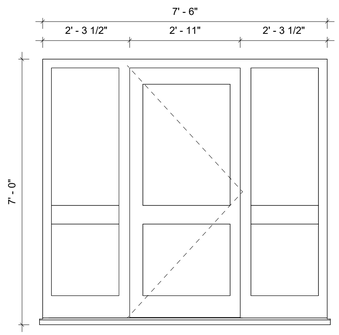

001. EXTERIOR DOOR

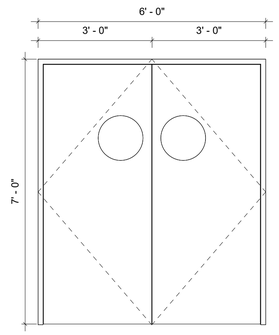

002. INTERIOR DOUBLE PANEL DOOR

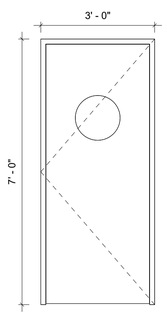

003. INTERIOR SINGLE PANEL WOOD DOOR WITH GLASS

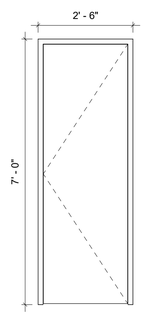

004. INTERIOR SINGLE PANEL WOOD DOOR

DOOR SCHEDULE				
TYPE MARK	FAMILY AND TYPE	HEIGHT	LEVEL	COUNT
001	Door Assembly Sgl: 1810mm Opening with 926 Leaf	7' - 0"	Ground Floor	1
002	Doors_3: 6'-0" x 7'-0"	7' - 0"	Ground Floor	3
002	Doors_3: 6'-0" x 7'-0"	7' - 0"	First Floor	4
002	Doors_3: 6'-0" x 7'-0"	7' - 0"	Roof Level	1
003	Doors_2: 3'-0" x 7'-0"	7' - 0"	Ground Floor	8
003	Doors_2: 3'-0" x 7'-0"	7' - 0"	First Floor	18
004	Single-Flush: 2'-6" x 7'-0"	7' - 0"	Ground Floor	4
004	Single-Flush: 2'-6" x 7'-0"	7' - 0"	First Floor	9

WINDOW TYPE LEGEND

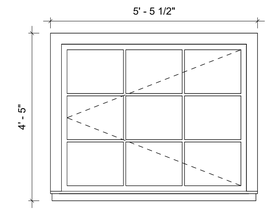

W1. EXTERIOR GLASS PANEL WINDOW

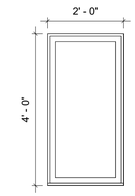

W2. EXTERIOR FIXED WINDOW

WINDOW SCHEDULE				
TYPE MARK	WIDTH	HEIGHT	COUNT	LEVEL
W1	5' - 0"	4' - 0"	19	Ground Floor
W1	5' - 0"	4' - 0"	17	First Floor
W2	2' - 0"	3' - 0"	8	Ground Floor
W2	2' - 0"	3' - 0"	13	First Floor

No.	Description	Date

HEALTH CARE CENTRE

DOOR AND WINDOW LEGEND

Project number	002
Date	10-01-2025
Drawn by	DD
Checked by	DD

A4

Scale 1/2" = 1'-0"

13-01-2025 15:04:40

1 View_01
1 1/2" = 1'-0"

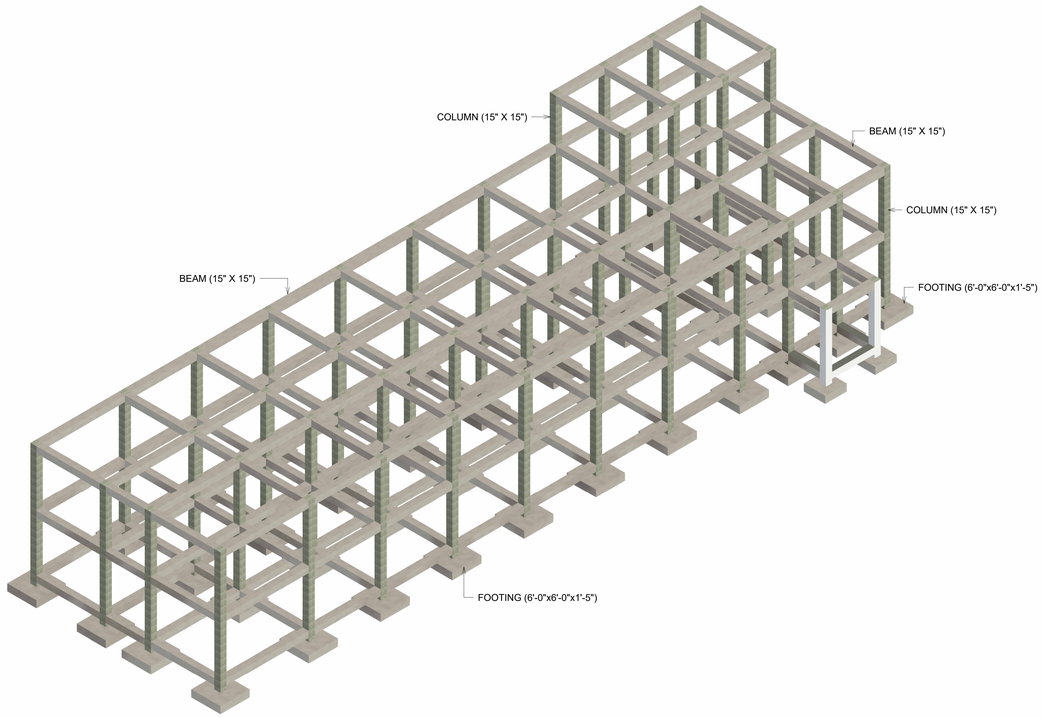

2 STRUCTURAL FRAMING 3D VIEW

No.	Description	Date

HEALTH CARE CENTRE

3D VIEWS

Project number	002
Date	10-01-2025
Drawn by	DD
Checked by	DD

A5

Scale	1 1/2" = 1'-0"

13-01-2025 15:04:46

1 DENTIST ROOM
1" = 1'-0"

2 X-RAY ROOM
1" = 1'-0"

3 PATIENT ROOM
1" = 1'-0"

4 WC 3D VIEW
1" = 1'-0"

No.	Description	Date

HEALTH CARE CENTRE

3D INTERIOR VIEWS

Project number	002
Date	10-01-2025
Drawn by	DD
Checked by	DD
	A6
Scale	1" = 1'-0"

13-01-2025 15:04:46

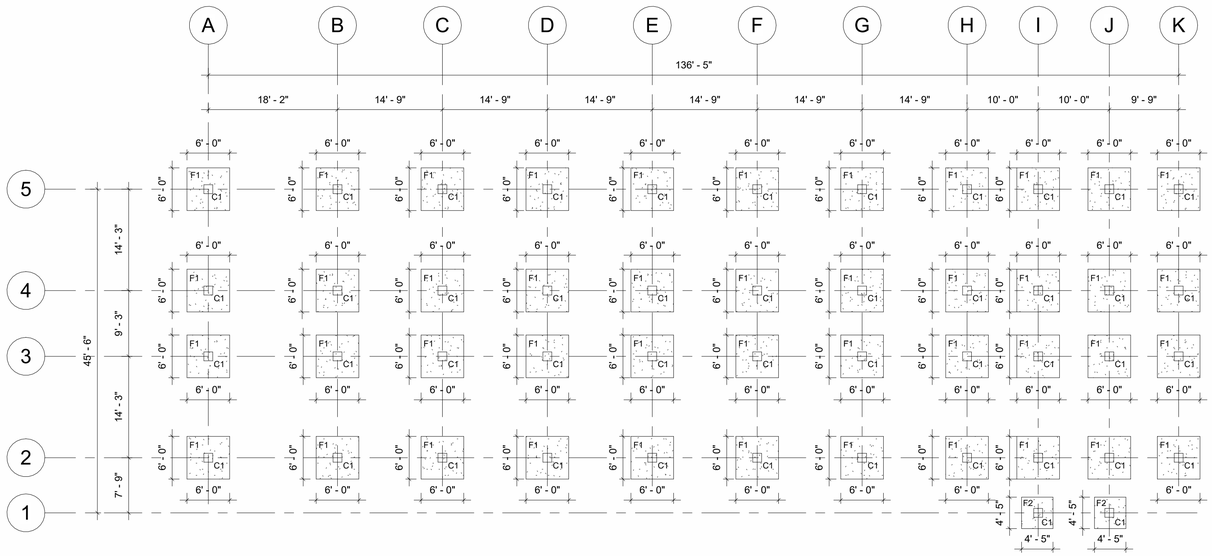

1 00_FOUNDATION LAYOUT

3/32" = 1'-0"



2 FOUNDATION 3D VIEW

STRUCTURAL FOUNDATION SCHEDULE

FAMILY	FOOTING MARK	SIZE OF FOOTING			LEVEL
		L	W	D	
Footing-Rectangular	F1	6' - 0"	6' - 0"	1' - 5"	NGL
Footing-Rectangular	F2	4' - 5"	4' - 5"	1' - 5"	NGL

STRUCTURAL COLUMN SCHEDULE

TAG	SIZE	BASE LEVEL	TOP LEVEL	LENGTH	COUNT
C1	15" x 15"	NGL	Ground Floor	2' - 0"	44
C1	15" x 15"	NGL	First Floor	13' - 6"	2

No.	Description	Date

HEALTH CARE CENTRE

FOUNDATION PLAN

Project number	002
Date	10-01-2025
Drawn by	DD
Checked by	DD

S1

Scale 3/32" = 1'-0"

13-01-2025 15:04:49

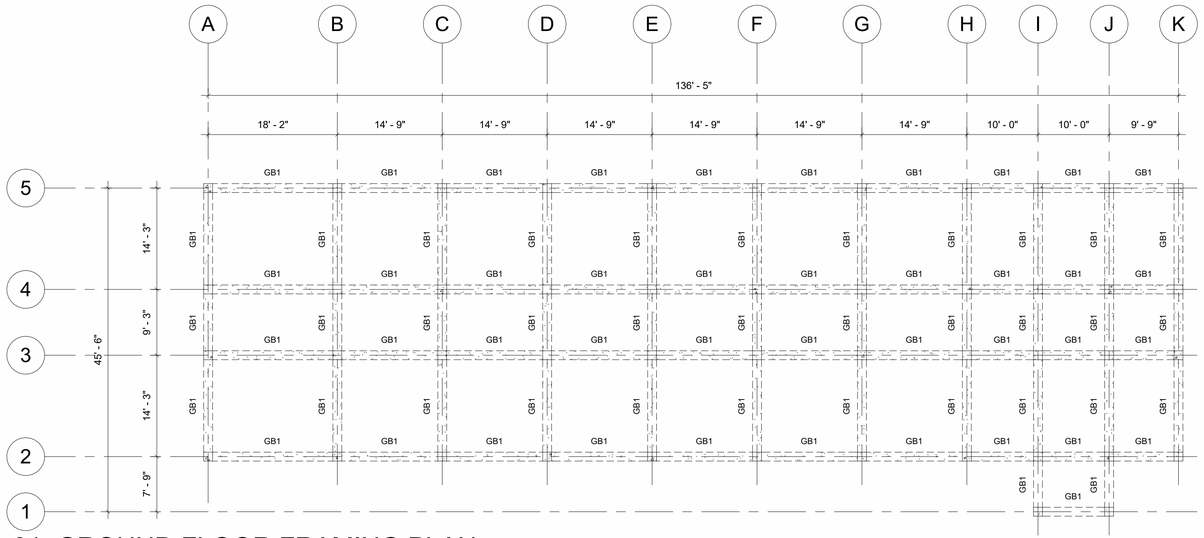

1 01_GROUND FLOOR FRAMING PLAN

3/32" = 1'-0"



3 GROUND FLOOR FRAMING 3D VIEW

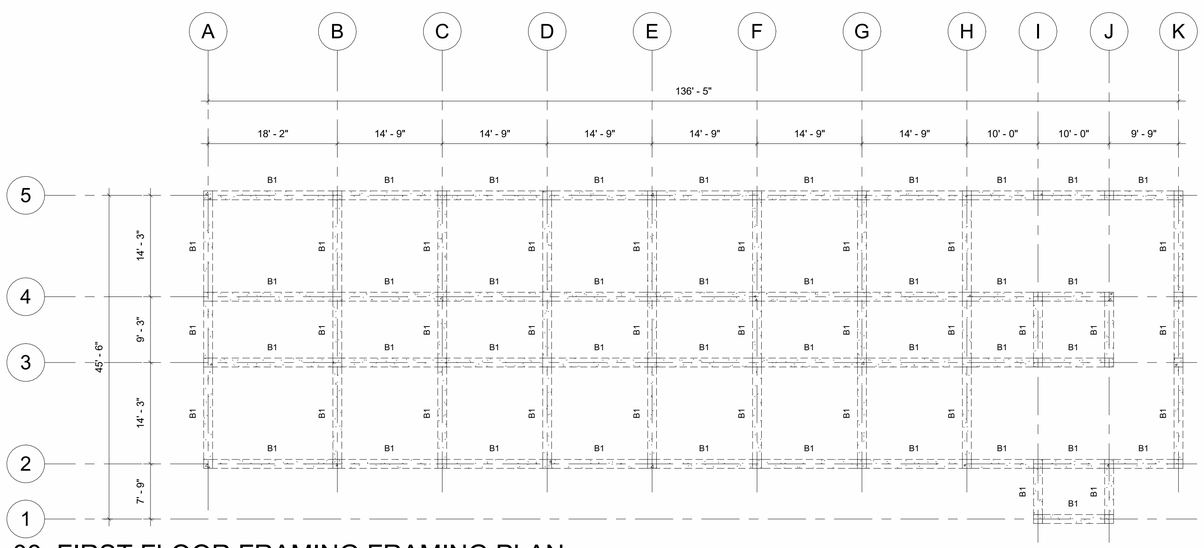

2 03_FIRST FLOOR FRAMING FRAMING PLAN

3/32" = 1'-0"



4 FIRST FLOOR FRAMING 3D VIEW

STRUCTURAL FRAMING SCHEDULE			
MARK	FAMILY	COUNT	REFERENCE LEVEL
GB1	Concrete - Rectangular Beam	76	Ground Floor
B1	Concrete - Rectangular Beam	70	First Floor

No.	Description	Date

HEALTH CARE CENTRE

FRAMING PLAN

Project number	002
Date	10-01-2025
Drawn by	DD
Checked by	DD

S2

Scale 3/32" = 1'-0"

13-01-2025 15:04:52

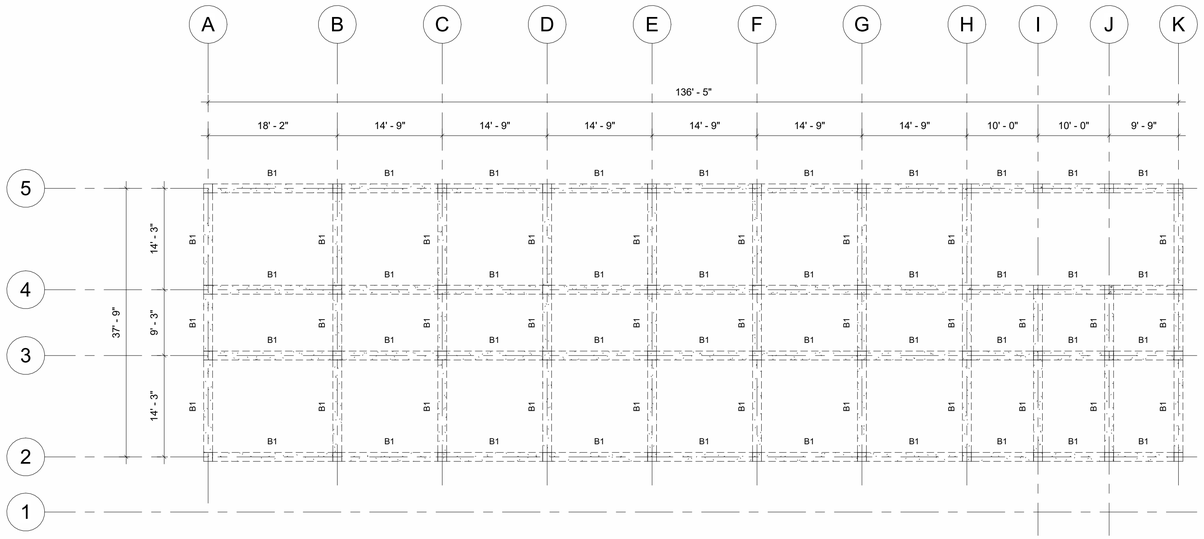

1 04_ROOF FRAMING PLAN

3/32" = 1'-0"

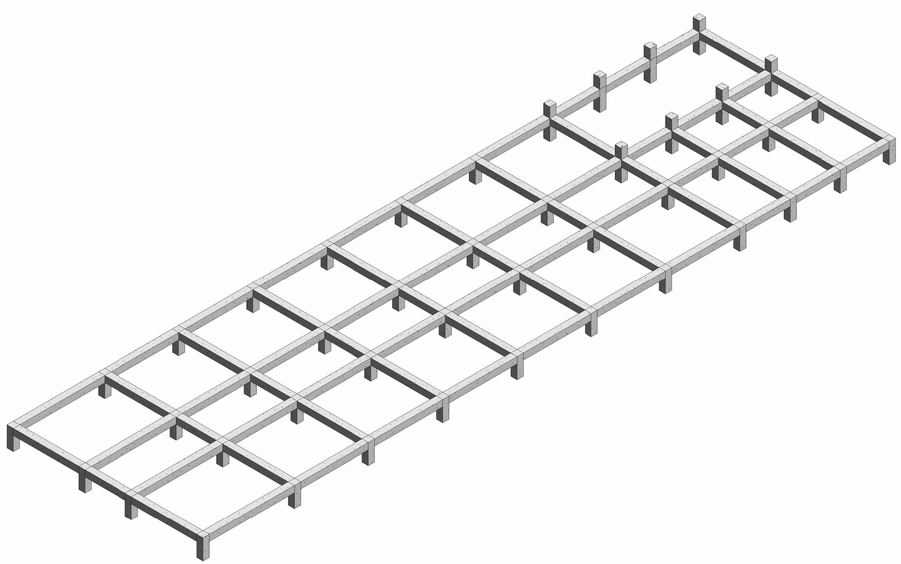

2 ROOF FRAMING 3D VIEW

STRUCTURAL FRAMING SCHEDULE			
MARK	FAMILY	COUNT	REFERENCE LEVEL
B1	Concrete - Rectangular Beam	71	Roof Level

COLUMN SCHEDULE					
TAG	SIZE	BASE LEVEL	TOP LEVEL	LENGTH	COUNT
C1	15" x 15"	NGL	Ground Floor	2' - 0"	44
C1	15" x 15"	NGL	First Floor	13' - 6"	2
C1	15" x 15"	Ground Floor	First Floor	11' - 6"	44
C1	15" x 15"	First Floor	Roof Level	11' - 6"	44
C1	15" x 15"	Roof Level	Roof Level	9' - 0"	8

No.	Description	Date

HEALTH CARE CENTRE

FRAMING PLAN

Project number	002
Date	10-01-2025
Drawn by	DD
Checked by	DD

S2.1

Scale 3/32" = 1'-0"

13-01-2025 15:04:55